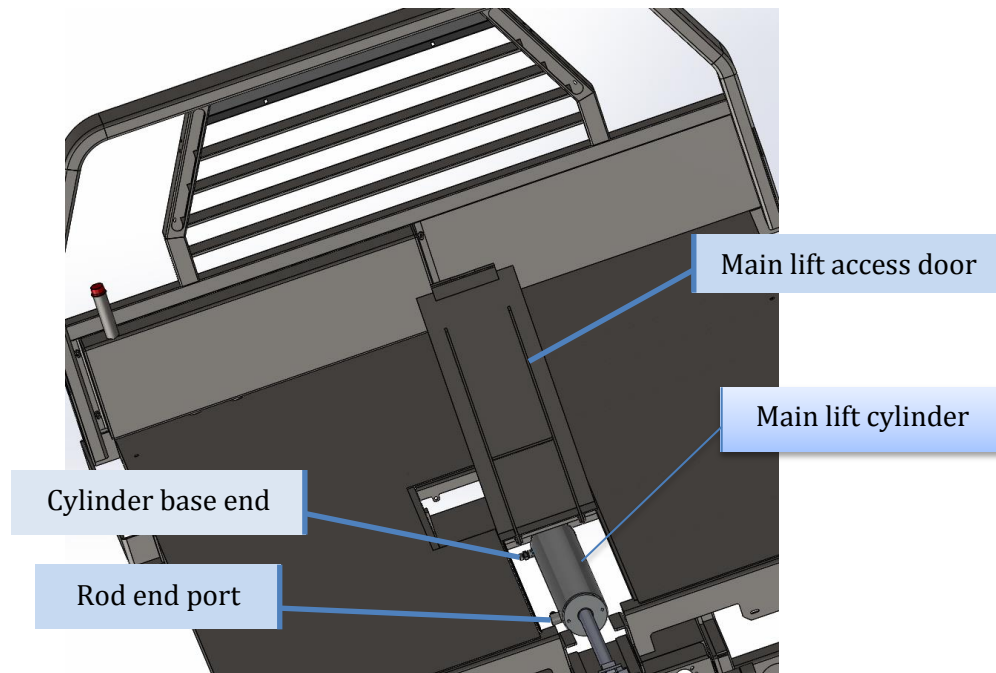


## MAIN LIFT VALVE ORIFICE INSTALLATION INSTRUCTIONS


### COMPLETE INSTALLATION




### TOOLS REQUIRED

- 7/8" & 15/16" wrenches

1. *It is recommended to use this orifice on all Wireless, Wired Pendant or Redundant installation to provide controlled unloading descent rate.*
2. *Remove 6M3K hose from AD-6400 8-8 adapter using 15/16" wrench.*
3. *Remove AD-6400 8-8 adapter and replace it with VA-B 1908F-.109 orifice using 7/8" wrench.*
4. *Reattach 6M3K hose run system through the rephasing sequence.*



VALVE ORIFICE CHECK .109



6M3K HOSE